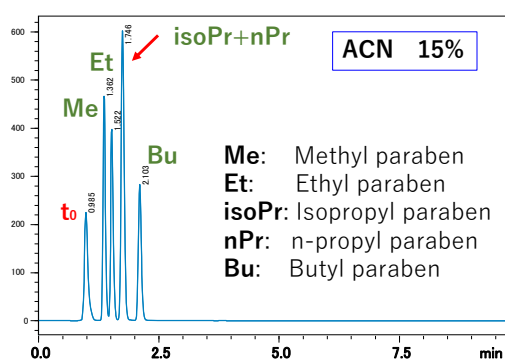
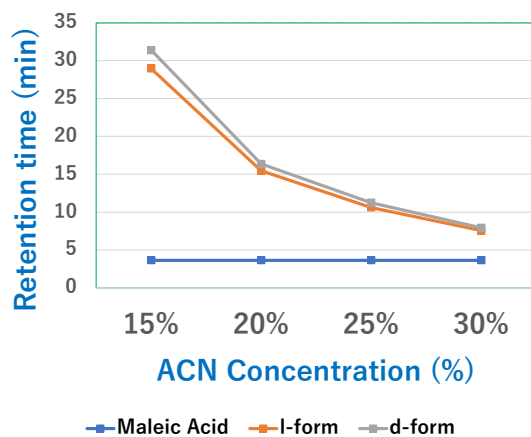


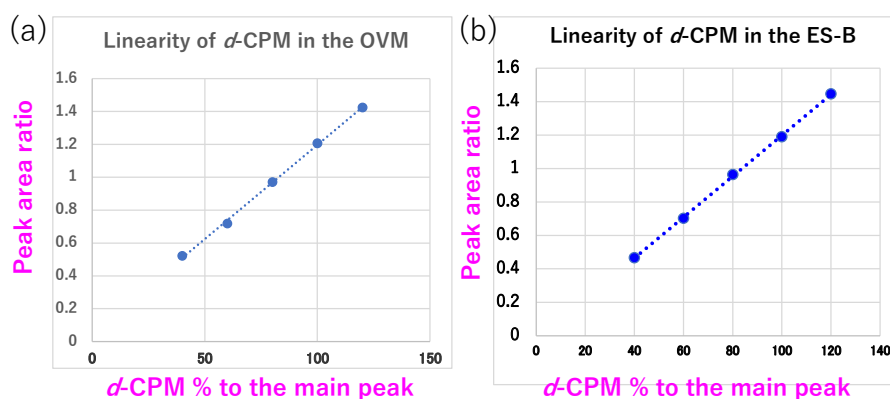
**Fig. S1.** Effect of ammonium acetate buffer pH on retention time of various organic acids. Column: OVM and 15% ACN.



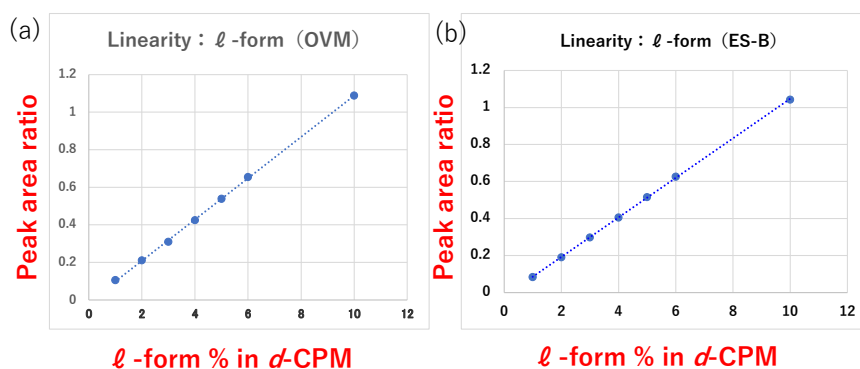
**Fig. S2.** Separation of paraben mixture by an OVM column. HPLC conditions are the same as in Fig. 4. Elution order: methyl > ethyl > isopropyl + n-propyl > butyl paraben.



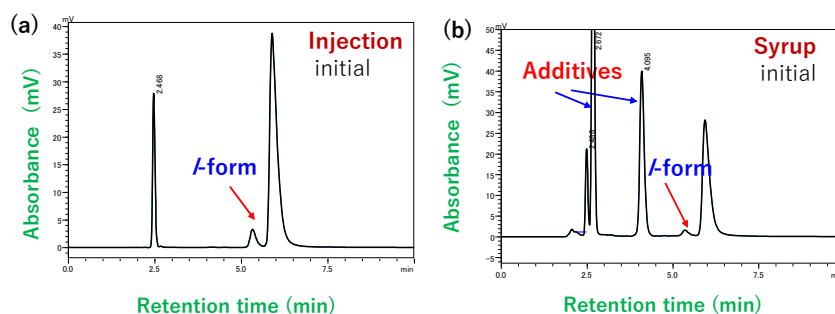
**Fig. S3.** Effect of ACN concentration on retention time of *dl*-CPM in an ES-B column. Mobile phase, a mixture of a 0.02 mol/L phosphate buffer (pH 4.6) solution and ACN. Other HPLC conditions are shown in Fig.5.



**Fig. S4.** Linearity of *d*-CPM in (a) the OVM method and (b) the ES-B method by IS method. Range of linearity, 40-100% of the main peak. HPLC conditions are the same as in Fig. 4 and Fig. 5.




**Fig. S5.** Linearity of the minor enantiomer *l*-CPM in *d*-CPM. (a) the OVM method and (b) the ES-B method by IS method. *dl*-CPM corresponding to 1-10% *l*-CPM was added to *d*-CPM.



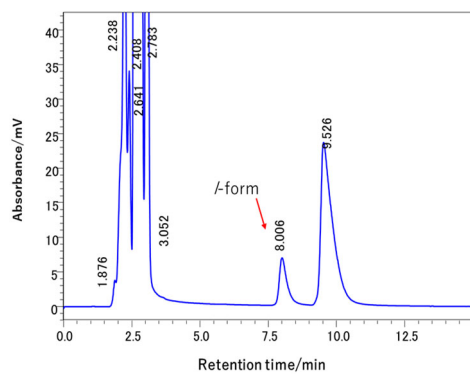
**Fig. S6.** Typical HPLC chromatograms in the optical purity testing of (a) injections and (b) syrups by the OVM method. HPLC conditions are the same as in Fig. 4.

Appearance of **syrup** samples  
(20 days UV irradiation)



TW syrup (left) and TK syrup (right)

**Fig. S7.** Color change of syrups by UV irradiation.



**Fig. S8.** HPLC chromatogram of a syrup stored at 70 °C for 7 days.